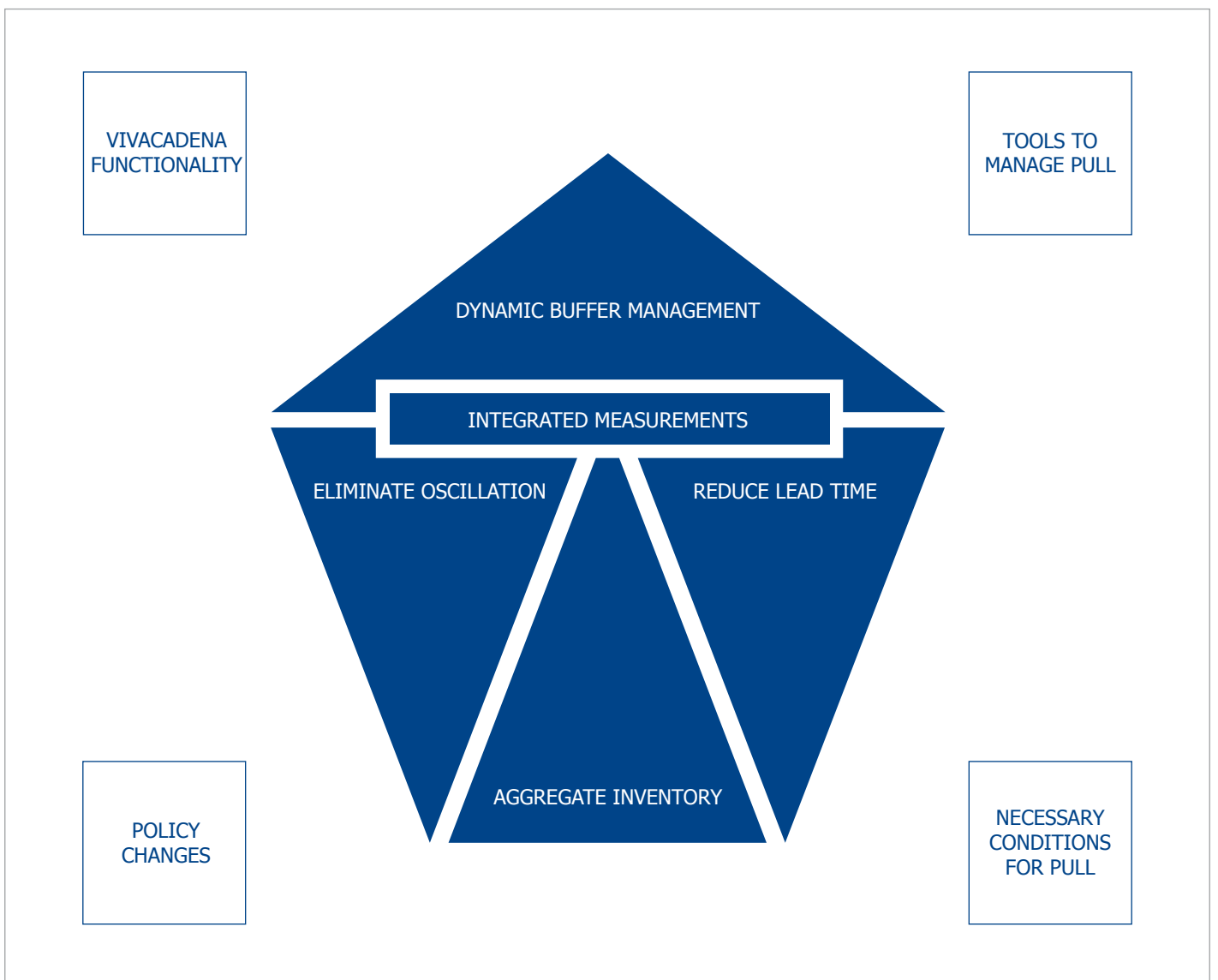

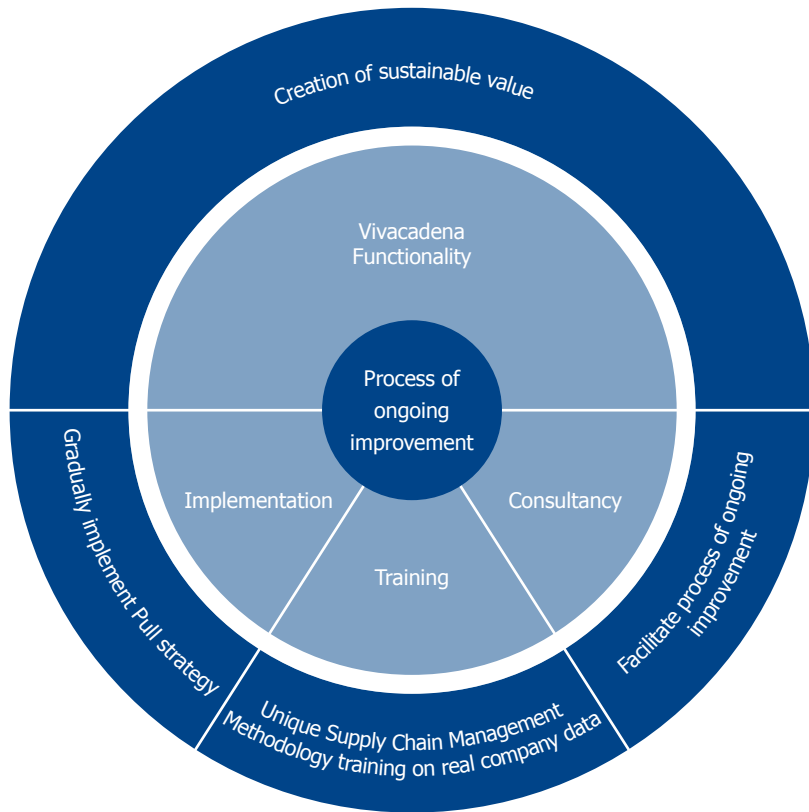



VIVACADENA BUILDING BLOCKS





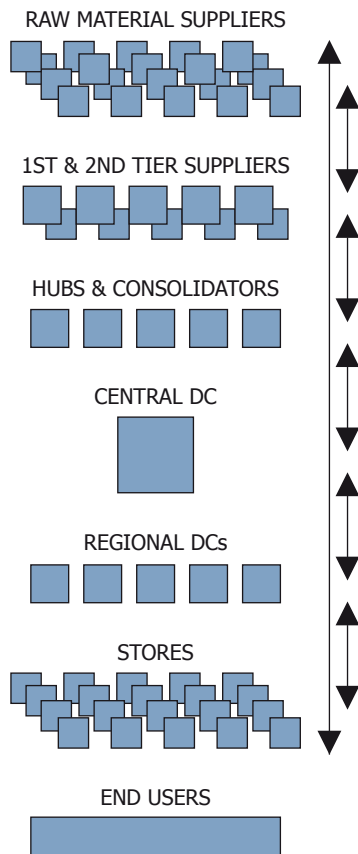
VIVACADENA PARTNER BUILDING BLOCKS






VIVACADENA METHODOLOGY

SUPPLY CHAIN	OPERATIONAL PROCESS MANAGEMENT	SUPPLY CHAIN ANALYTICS	TACTICAL BUYING	MERCHANDISE PERFORMANCE IMPROVEMENT
--------------	--------------------------------	------------------------	-----------------	-------------------------------------

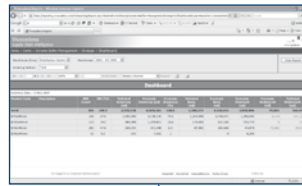


<p><b>AUTOMATIC DECISION MAKING AND ESCALATION PROCESS</b></p> <p>Dynamic pull process with automated inventory norm setting and cash driven KPI's</p> <p>Replenishment based on management by exception</p>	<p><b>PREDICTIVE BUFFER MANAGEMENT</b></p> <p>Responsive algorithm based on daily evaluation of forecast per SKU towards DC</p>	<p><b>WHAT IF?</b></p> <p>Analysis of the potential bottom line impact of:</p> <ol style="list-style-type: none"> <li>1. Vertical integration</li> <li>2. Reduction of minimum order quantities</li> <li>3. Reduction of lead times</li> <li>4. Centralization and decentralization of inventory</li> </ol>	<p><b>DECISION SUPPORT</b></p> <ol style="list-style-type: none"> <li>1. Product life cycle management</li> <li>2. Value analysis of delivery conditions</li> <li>3. Promotion planning</li> <li>4. Plant holiday planning</li> <li>5. Inventory clean up</li> </ol>	<p><b>EXCEPTIONS</b></p> <ol style="list-style-type: none"> <li>1. Overstock reporting</li> <li>2. Understock reporting</li> </ol>
<p><b>DYNAMIC BUFFER MANAGEMENT</b></p> <p>Responsive algorithm based on daily actual fluctuations of demand per SKU per location</p>	<p><b>TACTICAL REPORTING</b></p> <ol style="list-style-type: none"> <li>1. Turnover</li> <li>2. Margin</li> <li>3. Inventory</li> <li>4. Lost sales</li> <li>5. Inventory turns</li> <li>6. Overstock</li> <li>7. Understock</li> </ol>	<p><b>PRIORITISING OF INTERVENTION</b></p> <ol style="list-style-type: none"> <li>1. IVD</li> <li>2. TVD</li> </ol>	<p><b>PERFORMANCE REPORTING</b></p> <ol style="list-style-type: none"> <li>1. Lost sales</li> <li>2. Inventory turn</li> </ol>	<p><b>ORGANIZATIONAL DEVELOPMENT</b></p> <ol style="list-style-type: none"> <li>1. Decision tree</li> <li>2. Value tree</li> </ol>

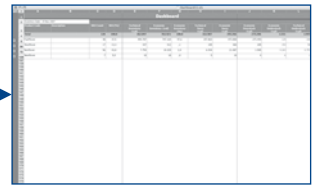


VIVACADENA TECHNOLOGY

<https://reporting.vivacadena.com>



Exporting to Excel



- 1 Nightly data transfer
- 2 Nightly update
- 3 Norm file
- 4 Microsoft reporting

